

EZReader Chat Application

The Chat application allows EZReader users to chat with one another over the Internet.

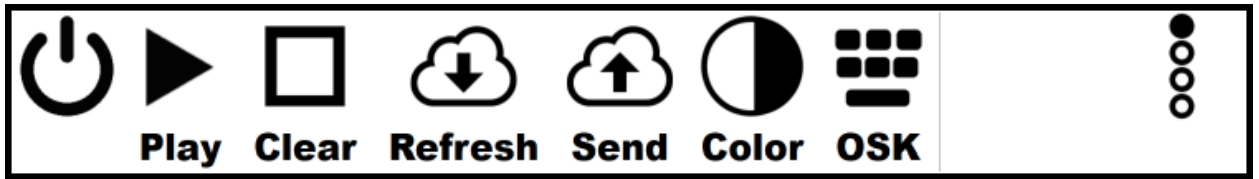
Users type in a comments at the top of the screen and press the Toolbar Send button to post their comments.

Comments left by one user can be seen by all users. **There is no private user-to-user capability.**

A user must press Refresh, or restart the application to see the most recently submitted user comments.



Toolbar Commands: Chat has four rows of command icons:



Play: Read text, starting at the cursor


Clear: Clear the text editor

Refresh: Update the screen with fresh text from the Internet

Send: Send the user comments

Color: Toggle through the 3 default fonts

OSK: Display an On-Screen Keyboard



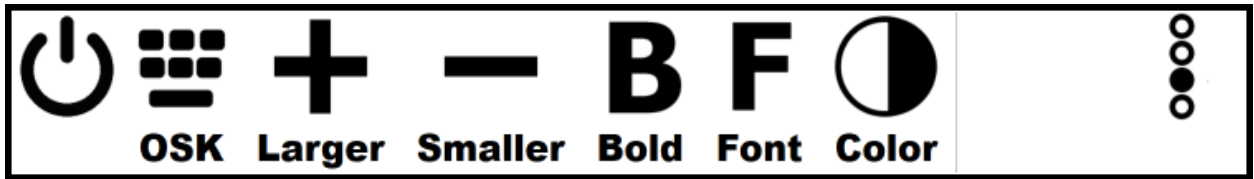
Play: Read text, starting at the cursor

Louder: Increase volume

Softer: Decrease volume

Speed: Toggle the reading speed

Male: Toggle between male and female voice



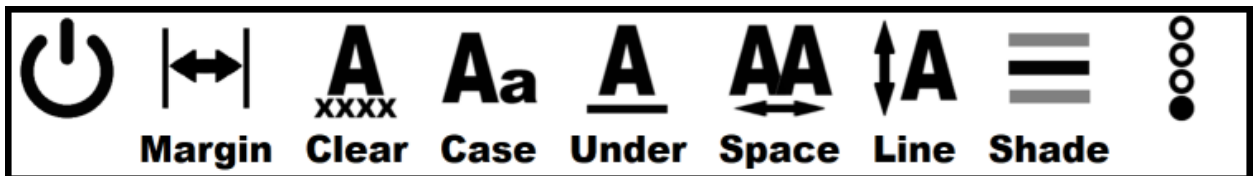
Larger: Increase the font size

Smaller: Decrease the font size

Bold: Toggle the text bold attribute

Font: Toggle through the 3 default fonts

Color: Toggle through the 4 default text/background color pairs



Margin: Adjust the text editor margin

Clear: Reset the Case/Under/Space/Line/Shade settings

Case: Display text in upper case

Under: Underline the current line

Space: Add spacing between letters and words

Line: Increase vertical gap between lines

Shade: Apply color only to the current line

Keyboard Shortcuts:

Right-click on the Exit button to see a list of available shortcuts for this application.

